

Church Center Mobile & Online Giving

CEC is launching Church Center, an established, secure platform that offers flexible giving options online or through a user-friendly mobile application.

If you plan to give to multiple funds, we recommend going to cecsd.churchcenter.com/giving on your desktop or mobile device. This will minimize transaction fees, which are shown below.

	Giving to multiple funds (website)	Giving to one fund (mobile app)
ACH	25¢ flat	25¢ per fund
Debit/Credit Card	2.15% + 30¢	2.15% + 30¢ per fund

We deeply appreciate your continued support of CEC's ministries!

Website Giving: cecsd.churchcenter.com/giving


Once you've accessed the site from your desktop or mobile device:

- 1. Enter the amount you'd like to donate to each fund. You can add funds by selecting "Add donation".*
- 2. Set recurring payments if desired.*
- 3. Enter your name and email address.*
- 4. Select your payment method; you will be prompted to link your bank account.*
- 5. Choose whether you'd like to cover the processing fee.*

The screenshot shows the giving interface for CEC San Diego. At the top is the CEC San Diego logo and a user profile icon. Below is a 'Give' section with a currency selector set to '\$USD'. There are four donation rows, each with a '\$ 5' input field and a dropdown menu. The first row is 'General' with a note: 'This discretionary money can be used where it's needed most.' The other rows are 'Benevolence', 'Building', and 'Missions'. A 'Total: \$20' is displayed, along with a '+ Add donation' button. The 'Frequency' is set to 'One time'. Under 'My information', the user is identified as Tom Sawyer with email randomperson552@yahoo.com. The 'Select payment method' section shows 'ACH Chase' as the selected method, which is 'Verified'. A note states: 'This bank account will be saved to your randomperson552@yahoo.com donor profile as a verified bank account.' At the bottom, there is a checked checkbox for 'Add \$0.25 to cover the processing fee' and a large green button labeled 'Give \$20.25 now'.

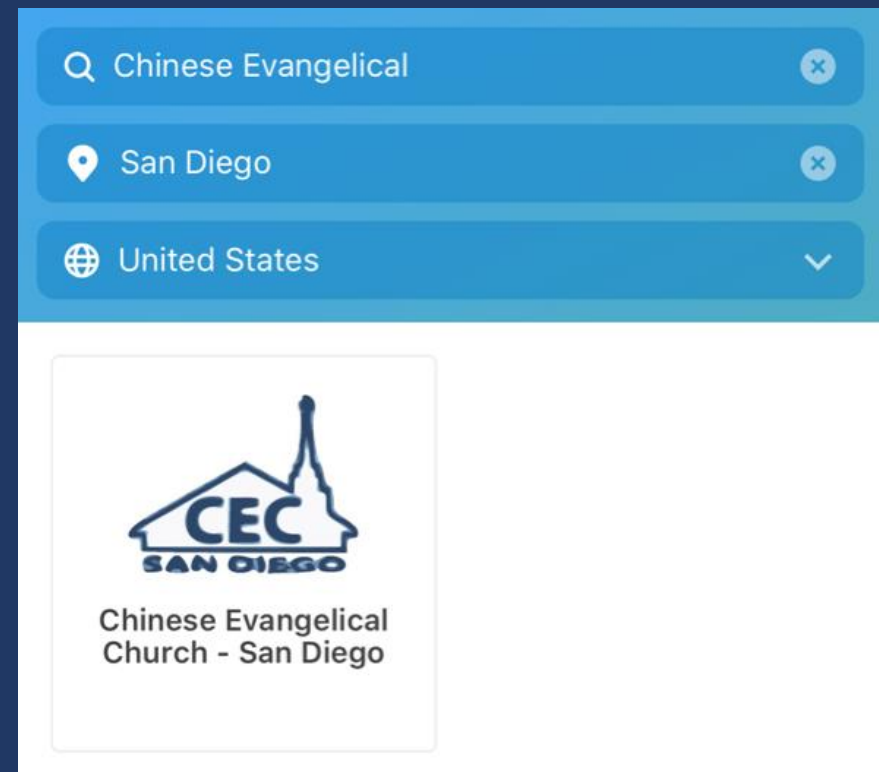
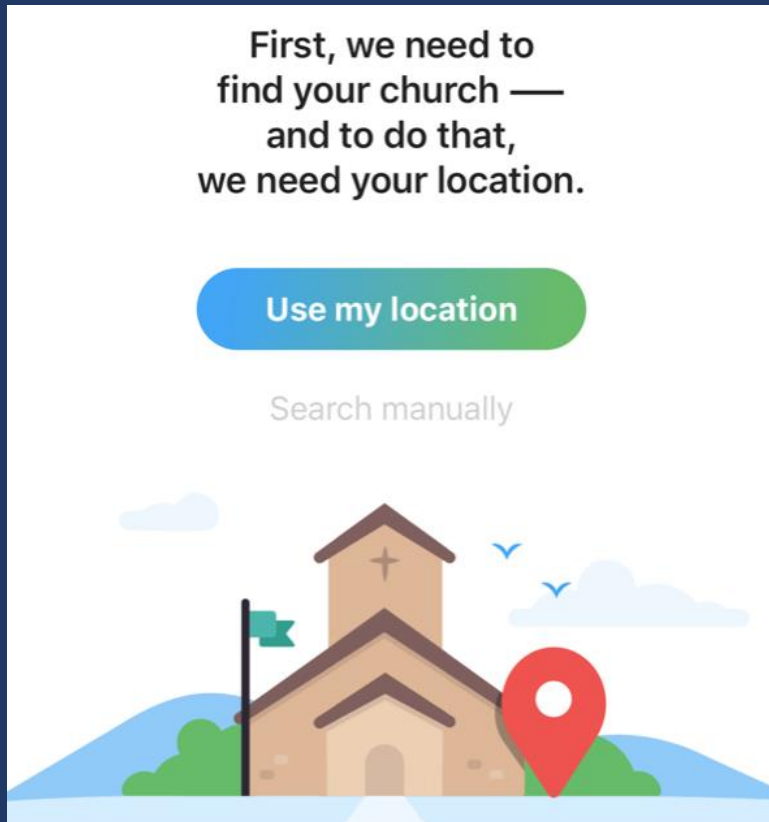
Mobile App Giving:

1. Download Church Center via Google Play (Android) or App Store (iOS/Apple)




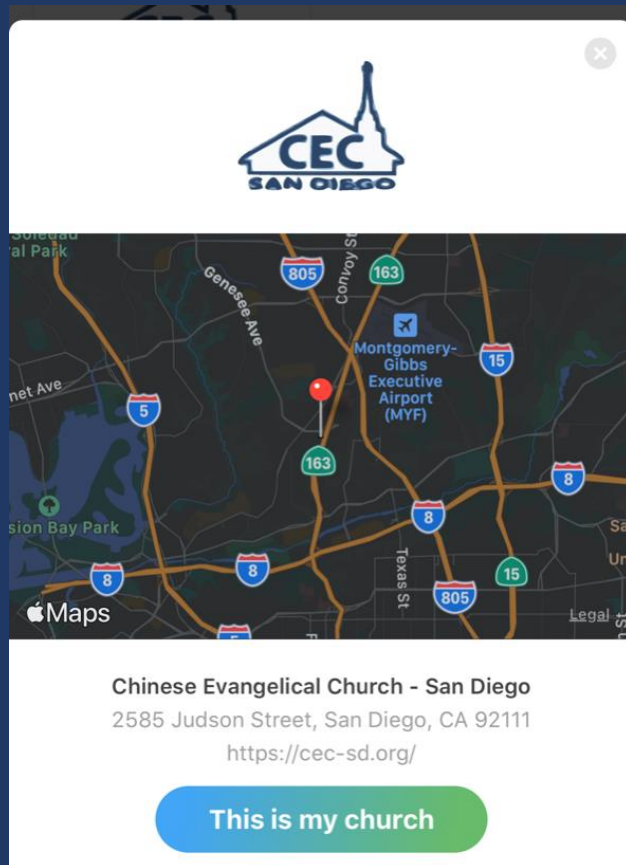
2. Open the application and search for Chinese Evangelical Church – San Diego

Select “Use my location” if you are located in San Diego or “Search manually” if you are not (or prefer not to use location services). Search for “Chinese Evangelical Church” in the church name field.



3. Set CEC as your church.

Tap on the CEC logo and select “This is my church” in the pop-up window.



4. Create your profile.

Your profile allows you to track and edit your donations. The application will ask you to provide and verify your phone number, email address, and name.

Please enter your mobile number and we'll send you a code you can use to log in.

Next

← Back Use email instead



Thanks! We also need an email address for your profile.

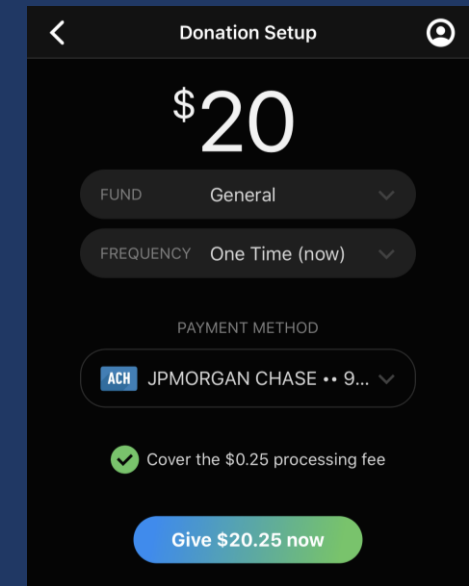
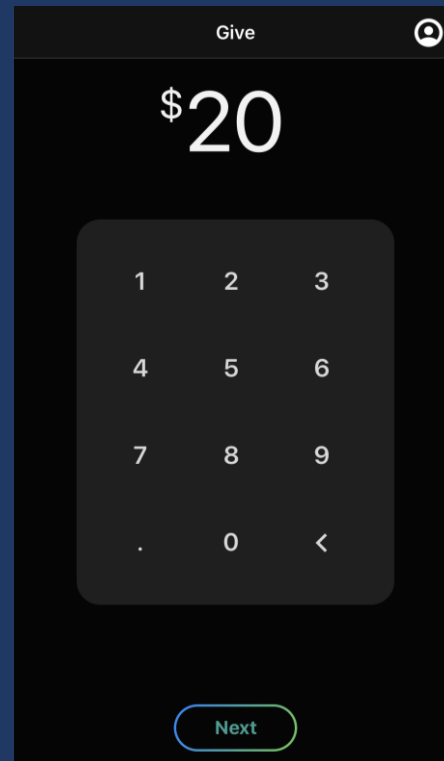
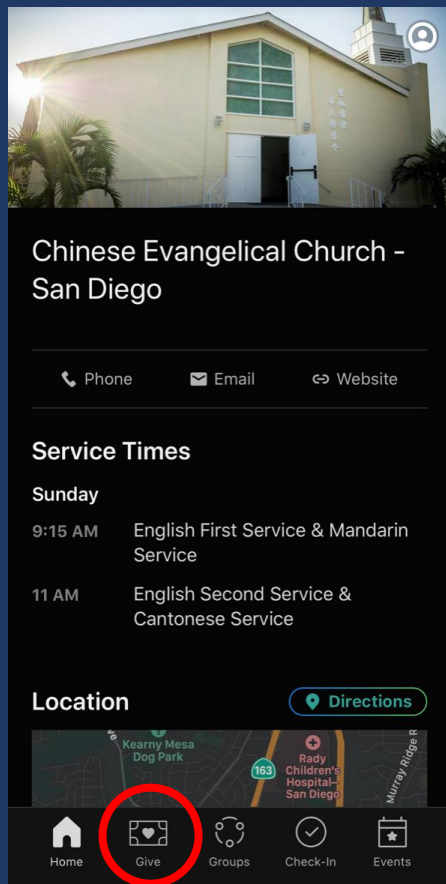
Next



Let's go!

5. Set donation details.

To give, enter your donation amount; choose your fund & payment method; set up recurring donations; and choose to cover the processing fee if you'd like.



Fees per transaction

ACH: 25¢ per fund

Credit/Debit: 2.15% + 30¢ per fund